



RG-AP820-L(V2)

Wireless Access Point Datasheet



Scan QR Code
For More Enquiry





Product Highlights

- **Tolly Certified Performance & Capacity**
- **Max 2.4Gbps by selectable Dual-Band Design (2.4G + 5G or 5G+5G)**
- **Max 1024 Client** connections
- **OFDMA, MU-MIMO and BSS Technology** for minimal wireless signal interference
- **AI Wireless Optimization:** one-click optimization powered by Ruijie Cloud technology
- **Hybrid Management:** support standalone AP to over thousands of APs with deployment options of appliances, private cloud or public cloud service
- **Mobility Management:** Free mobile app available for RG-MACC-Base private cloud or Ruijie Public Cloud customers

Product Overview

RG-AP820-L(V2) is the Ruijie's highest price-performance entry Wi-Fi 6 enterprise indoor access point. Certified by Tolly's latest Test Report¹, the RG-AP820-L(V2) verified on user capacity upto 1024 Wi-Fi clients, and provide upto 65% higher total throughput in legacy Wi-Fi 5 environment.

The Ruijie RG-AP820-L(V2) supports selectable dual-band dual-radio (2.4G + 5G or 5G+5G) mode to guarantee for the best compatibility and highest performance. Maximum of 2.4Gbps wireless throughput when dual 5G radio high-performance mode adopted, and upto 1.775Gbps throughput at normal 2.4G+5G mode. The RG-AP820-L(V2) fully comply with Wi-Fi 6 OFDMA Modulation, MU-MIMO, and BSS Color Spatial Reuse, allowing RG-AP820-L(V2) guarantees minimal signal interference and a maximum of 1024 client connections.

Additionally, RG-AP820-L(V2) is IoT ready with integrated module of BLE, without the need of external module and additional investment. Verified by Tolly Test Report, RG-AP820-L(V2) providing nearly line-rate throughput at 955Mbps wireless performance by built-in Gigabit uplink port.

Upon the uprising challenges of management efficiency and wireless security, all Ruijie enterprise APs support hybrid management mode. Either deployed as standalone AP (Fat mode) or managed AP (Fit mode), the AP will detect the operation mode automatically without extra effort on firmware upgrade. For additional security and operation, we recommend the enterprise customers to choose either one of the below wireless controller options depending on the functionality and capacity:

- **Public Cloud: Ruijie Cloud** – Ruijie Public Cloud service (powered by RG-MACC) is targeted for the SME segment with integrated captive portal, authentication (such as PPSK for employees, Facebook, voucher, account, etc.), and reporting features. Together with Ruijie Cloud Mobile App (free download), SME customers can provision and manage their networks at fingertips.

Note:

¹ Source: Tolly Test Report #220111 February 2020, Ruijie Wi-Fi 6 WLAN Access Point Comparative Performance Evaluation vs. HPE Aruba, Huawei, and Ruckus

- **Hybrid Cloud: RG-WS6000 Series Wireless Controller (on-premises) Plus Cloud Management (Optional)** – targeted for enterprise office and campus with single or multiple sites and high-density AP deployment. The controller appliances are installed at the customer’s site with fully integrated wireless management and authentication feature, supporting up to 5000 APs per cluster. Optionally, the cloud management platform allows for value-added features like centralized device configuration and monitoring, AI radio (RF) optimization, reporting, etc.

- **Private Cloud: RG-MACC Software Controller** – targeted for ISP/MSP, government, or multi-national corporation (MNC) with diverse customer sites and demand on integration of their billing, portal and security systems. The RG-MACC supports unified device management, not only for wireless access points, but also switches and gateway devices.

Product Features

New Stylish Design

The Ruijie RG-AP820-L(V2) applies Ruijie new style diamond square design with only 26mm in height. The APs feature an integrated antenna design and hidden LAN port along with hidden cabling to hide the messy wires, which gives a professional and simplistic deployment style that is less noticeable.



RG-AP820-L(V2) designed with slim form factor design, only 26mm in height (Left); Hidden LAN Port design (right)

Wi-Fi 6 Technology

1024-QAM High-speed Access

The AP820-L(V2) adopts the dual-radio dual-band design and 2G+5G is recommended. With the next-generation 802.11ax for 5G, the maximum access rate can reach 4.8Gbps. If dual-radio is enabled concurrently, the high-speed Wi-Fi can reach 5.2Gbps, offering the true high-speed experience.

OFDMA High-density User Access

The AP820-L(V2) supports OFDMA of 802.11ax, which divides the WLAN channel into a plurality of narrower subchannels, with each user occupying one or more subchannels. By scheduling multiple users to receive and send packets concurrently via the AP, user competition and back-off can be reduced, thereby reducing network latency and improving network efficiency. In a high-density deployment environment, the average rate per user is increased to four times of 802.11ac.

Bi-Directional MU-MIMO

Compared with the previous Wi-Fi 5 (802.11ac) with only downlink MU-MIMO support, Wi-Fi 6 supports both uplink and downlink MU-MIMO (multi-user, multiple-input and multiple-output). Therefore, Ruijie RG-AP800 Series access points can connect clients simultaneously, significantly improving the wireless performance and experience.

TWT (Target Wake Time)

Target wake time (TWT) is used to help minimize contention between clients and reduce the amount of time a client in power save mode to be awake. Energy consumption is reduced by up to 70% of the battery consumption, thereby improving battery life.

Spatial Reuse with BSS Color

The AP820-L(V2) supports spatial reuse with basic service set (BSS) color of 802.11ax to identify the BSSs of different WLANs in the network by different coloring (BSS color), and


further divide them into internal and external BSS. Different packet receiving and sending thresholds can be maintained. When receiving packets, BSS coloring is used to quickly identify the packet of the external BSS. If the signal strength is lower than the receiving threshold of the external BSS, the packet will be ignored. The transmission of the internal BSS packet will be not affected. This technology can implement channel reuse in a high-density scenario, greatly reducing the impact of co-channel interference for the actual network deployment.

Tolly Certified Capacity & Performance²

Verified Wireless Performance

“Ruijie RG-AP820-L(V2) is a cost-effective Wi-Fi 6 AP which supports 2x2 MIMO on both 5GHz and the 2.4GHz radio.” quoted in the Tolly Report. From latest Tolly Test Report, RG-AP820-L(V2)’s 5GHz radio delivered 955Mbps downstream, throughput. RG-AP820-L(V2)’s 2.4GHz radio delivered 424Mbps downstream throughput or 433Mbps upstream throughput.

Ruijie RG-AP820-L(V2)’s results are higher than Huawei’s comparable AP AirEngine 5760-10’s results in the same test conditions.



Tolly Test Report on Ruijie AP820-L(V2) (Wi-Fi 6) Single Client Performance versus Huawei AP AirEngine 5760-10

Note:
² Source: Tolly Test Report #220111 February 2020, Ruijie Wi-Fi 6 WLAN Access Point Comparative Performance Evaluation vs. HPE Aruba, Huawei, and Ruckus

Guarantee User Capacity

From latest Tolly Test Report, Tolly engineers verified Ruijie Wi-Fi 6 AP800 Series each supported upto 1024 Wi-Fi clients/users on one AP with 512 Wi-Fi clients/users on each radio.

| User Capacity | |
|----------------|---|
| RG-AP880-I | 1,024 |
| RG-AP850-I(V2) | 1,280 (the largest capacity test that Tolly has run to the test date) |
| RG-AP840-I | 1,024 |
| RG-AP820-L | 1,024 |

Source: Tolly, January 2020

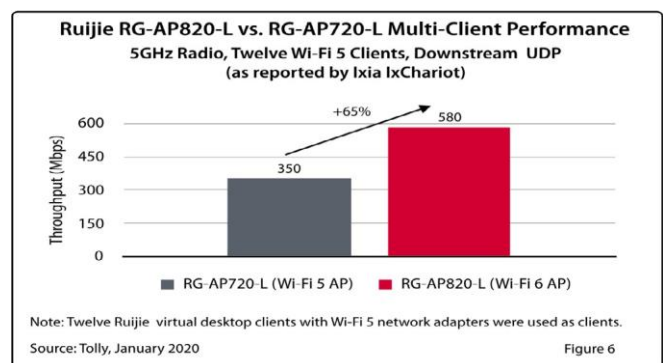
Tolly Test Report on Ruijie Wi-Fi 6 AP800 Series User Capacity

Performance Boost in Wi-Fi 5

Understanding Wi-Fi 6 still new in the market, majority mobile devices only support Wi-Fi 5. We invited Tolly to do a evaluation on Ruijie’s Wi-Fi 6 RG-AP820-L whether there are improvement in Wi-Fi 5 user environment.

Result below show that RG-AP820-L(V2) provide 65% higher total throughput than the RG-720-L (Wi-Fi 5 Wave 2) access point in legacy Wi-Fi 5 environment.

“Ruijie’s Wi-Fi 6 APs are not only future-proof but also able to provide instant improvement over the Wi-Fi 5 APs” commented by Tolly engineers in the report.



Tolly Test Report on Ruijie AP820-L(V2) Performance in Wi-Fi 5 environment

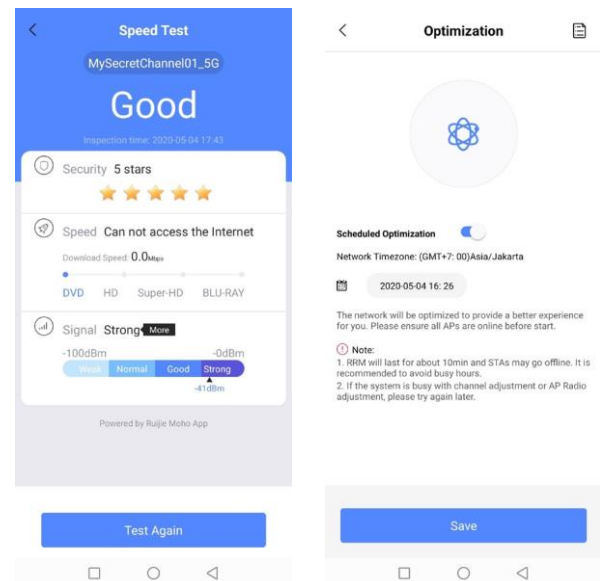
Wi-Fi 6 Equipment For All Scenarios: Always One Option Fit For You

Ruijie is one of the leading enterprise networking suppliers worldwide and committed to providing the best Wi-Fi experience to our stakeholders. We are the first supplier to provide full-scenario Wi-Fi 6 access point solution in the market, ranging from indoor, wall plate to outdoor access points, guaranteeing perfect wireless experience in various situations.



For details, please visit <https://www.ruijienetworks.com/products/wireless-wifi6>

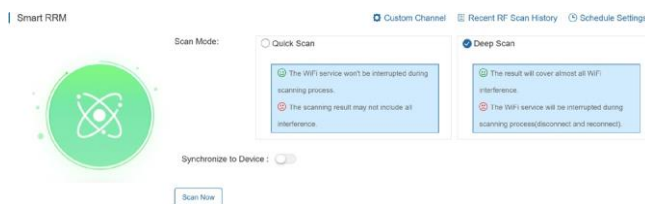
- 1-click Analysis and Wireless Optimization
- Scheduling Task for Optimization
- Smart mobile apps for optimization
- Report for optimization improvement
- and it is FREE!



Ruijie Cloud App for Wi-Fi Inspection (Left) & Wireless Optimization (Right)

AI Wireless Optimization

With advent of Ruijie Cloud AI Engine, this is an Lifetime Free service for all Ruijie Enterprise AP for WiFi optimization on the cloud. Not just the Cloud Managed AP, Ruijie Cloud also seamlessly integrated with Ruijie hardware Wireless Access Controller (AC) on premise, it helps to streamline Wi-Fi maintenance and operation support. With Ruijie Cloud AI Wireless Optimization you can achieve:



Ruijie Cloud AI Wireless Optimization

As part of the Ruijie Cloud solution, Ruijie Cloud App is a mobile App designed to carry out Ruijie managed device management at your fingertips. Comprehensive monitoring, configuration and troubleshooting tools including Network Inspection, 1-click Optimization, Device Topo, etc. are available in the Ruijie Cloud App, which can be freely downloaded from the iOS App Store and Google Play.

Industry-leading Local Forwarding Technology

Employing an industry-leading local forwarding technology, the RG-AP820-L(V2) breaks through the limitation of traffic bottleneck of wireless controllers. In collaboration with the RG-WS Wireless Controller Series, users can flexibly pre-configure the data forwarding mode for RG-AP820-L(V2). The AP also controls whether the data will be forwarded via the wireless controller according to the SSID or user VLAN, or directly sent to the wired network for data exchange.

The local forwarding technology can classify and forward delay-sensitive data which requires real-time transmission through the wired network to greatly alleviate the traffic pressure on the wireless controllers and better meet the high traffic transmission requirements of the 802.11ax network.

Abundant QoS Policies

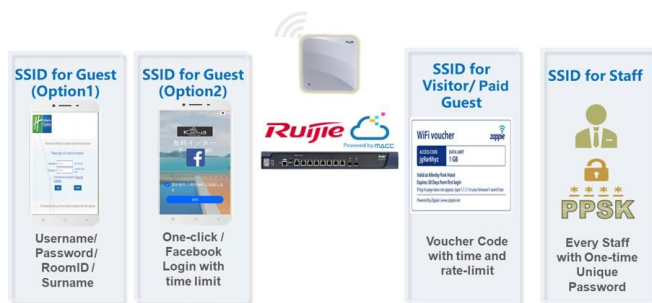
The RG-AP820-L(V2) supports a wide variety of QoS policies. For example, it provides WLAN/AP/STA-based bandwidth limitations and Wi-Fi multimedia (WMM) which defines different priorities for different service data. The RG-AP820-L(V2) realizes timely and quantitative transmission of audio and video, and guarantees smooth operation of multi-media applications.

With the multicast-to-unicast technology, the RG-AP820-L(V2) resolves the video lagging problem due to packet loss or high latency in the wireless network, and highly enhances user experience of the multicast video services of wireless network.

Comprehensive Security Protection

Secure User Access

The RG-AP820-L(V2) supports a wide range of authentication methods such as web, 802.1x, PPSK (one-time dynamic password for staff), voucher/ access code, user account, and social authentication³. Complying with the standard network access control, it offers a set of control policies in terms of user access, authorization, equipment compliance check, network behavior monitoring, network attack prevention, etc. All these control features guarantee high network security for authenticated users.

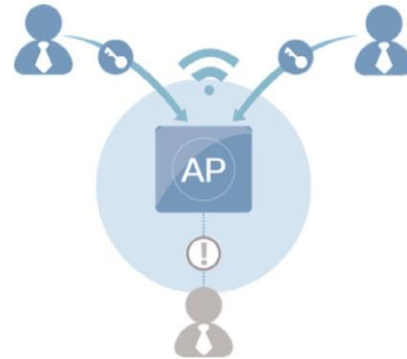


Various enterprise authentication options for guests and employees

Note:

³ Ruijie Cloud service is required for guest authentication such as Captive Portal, Voucher, Account, Social authentication, etc.

Personal Pre-shared Keys (PPSK)



Simple and Effective Wireless Security Practice

Traditional Pre-shared Keys (PSK) are shared by all users on a WLAN, giving it potential risk of PSK leak-out.

Ruijie Personal PSK (PPSK) is an easy-to-setup wireless authentication method with enterprise-grade security level. Credentials can be created and revoked individually. Each PPSK can also be tied to a unique user/ machine.

With PPSK, you can enjoy the benefits of:

- High security by using different passwords for each user and device for individual SSID
- Simple deployment with batch account creation
- Ease of use, offering the same experience as WPA / WPA2-PSK
- Out-of-box feature in Wireless Access Controller (AC) and Ruijie Cloud Service
- No additional AAA required

Virtual AP Technology

With the virtual AP technology, the RG-AP820-L(V2) supports up to 32 ESSIDs. Network administrator can separately encrypt and isolate VLANs or subnets of the same SSID, thereby enabling specified authentication mode and encryption mechanism for each SSID.

Comprehensive Wireless Protection

Coupled with RG-WS6000 Series or RG-MACC Wireless Controllers, the RG-AP820-L(V2) offers a breadth of security features including WIDS (Wireless Intrusion Detection System), RF interference tracking, rogue AP containment, anti-ARP spoofing, DHCP protection and beyond for all-around security protection.

Hybrid Management

Flexible Management Options

All Ruijie enterprise APs support hybrid management mode. Either deployed as standalone AP (Fat mode) or managed AP (Fit and MACC mode), the AP will detect the operation mode automatically without extra effort on firmware upgrade. For additional security and operation, we recommend the enterprise customers to choose either one of below wireless controller options depending on the functionality and capacity:



Below are the summarized feature highlights for various Ruijie management system options which target for specific industry segments:

| Category | Standalone AP | Hardware Controller (RG-WS6000) | Public Cloud | Private Cloud (RG-MACC Base) |
|-------------------------|---------------|---------------------------------------|--|------------------------------|
| Target Segment | Small Office | Enterprise, Education, Large Campus | Small & Medium Business, Managed Service Provider | Operator, Gov |
| Deployment Mode | On-premises | On-premises | Cloud Service | Software-based |
| Device Capacity | N/A | Up to 5000 | Virtually Unlimited | Virtually Unlimited |
| Unified Management | N/A | AP only | AP, Switch, Gateway | AP, Switch, Gateway |
| Radio Optimization | N/A | Y (required to enable AC Hybrid Mode) | Y | Y |
| Employee Authentication | Basic PSK | PSK, PPSK, 802.1x | PSK, PPSK, 802.1x, Access Code, Account | PSK, PPSK, 802.1x |
| Guest Authentication | Basic PSK | Basic Captive Portal | Captive Portal (Customized), Social Login, Voucher | Basic Captive Portal |
| Reporting | N/A | N/A | Y | Y |
| Mobile App (Free) | N/A | Y (required to enable AC Hybrid Mode) | Y | Y |

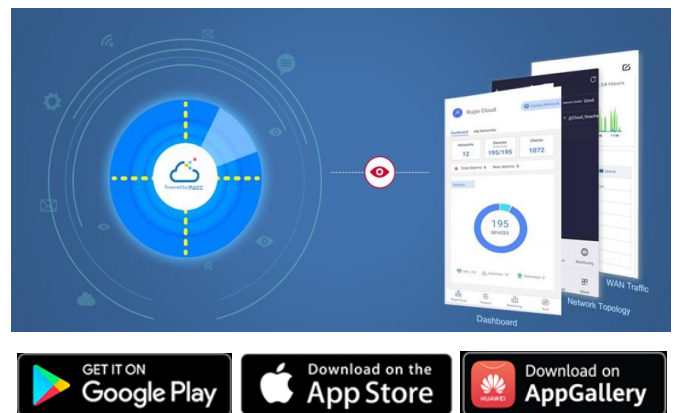
Note:
⁴ Ruijie Cloud mobile app is compatible with Ruijie Cloud service, RG-MACC or RG-WS6000 Series wireless controller

Web and CLI Management Interface

The RG-AP820-L(V2) provides both web and command-line interface (CLI) for the AP and wireless controller, suitable for application in different scenarios. CLI design allows the networking professionals to perform fast troubleshooting, bulk configuration import or modification. Web GUI management should be perfect for the majority of general scenarios to plan, operate and maintain the wireless network without the need of customization.

Mobile Monitoring and Optimizing

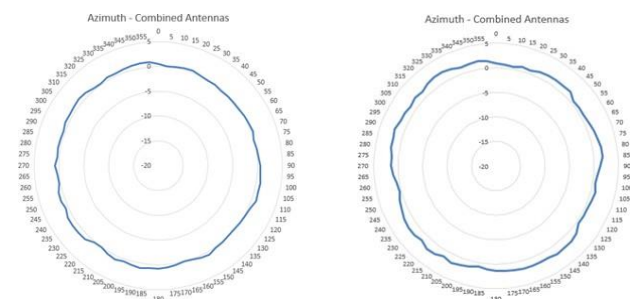
Ruijie is committed to providing more simple networking experience for customers by launching a free mobile app⁴ (namely Ruijie Cloud) for unified device lifecycle management, which is not only for Ruijie access points, but also for switches and security gateways, from provisioning, monitoring, configurations to optimization. For details, please visit our official website at <https://www.ruijienetworks.com/products/smb/cloud-service/cloud-service/ruijie-cloud-solution/mobile-app>



Antenna Patterns

Horizontal planes (top view)

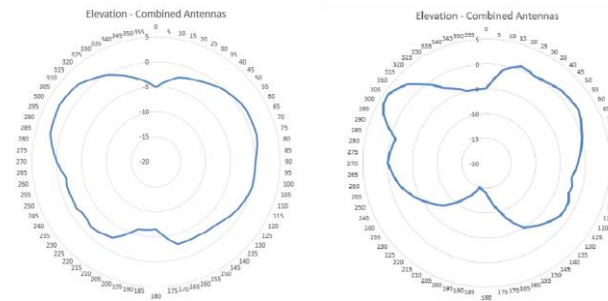
Below are the RG-AP820-L(V2) 2.4GHz and 5GHz azimuth antenna patterns:



RG-AP820-L(V2) 2.4GHz (Left) and 5GHz (Right) Azimuth Antenna Patterns

Vertical (elevation) planes (side view, AP facing down)

Below are the RG-AP820-L(V2) 2.4GHz and 5GHz elevation antenna patterns:



RG-AP820-L(V2) 2.4GHz (Left) and 5GHz (Right) Elevation Antenna Patterns

Warranty Information

The Ruijie RG-AP820-L(V2) Access Point come with 3 year warranty. For more details, please visit <https://www.ruijienetworks.com/support/servicepolicy>.

Technical Specifications

| Model | RG-AP820-L(V2) |
|-------------------------|--|
| Hardware specifications | |
| Radio | Dual-radio dual-band: Radio 1: 2.4G 11ax/5G 11ax: 2x2 MIMO Radio 2: 5G 11ax: 2x2 MIMO |
| Protocol | Supports standard 802.11ax, dual-radio dual-band, concurrent 802.11ax and 802.11a/b/g/n/ac |
| Operating Bands | 802.11b/g/n/ax: 2.4G ~ 2.483GHz 802.11a/n/ac/ax: 5.150~5.350GHz, 5.47~5.725GHz, 5.725~5.850GHz (vary depending on different countries) |
| Spatial Streams | Up to 4: 2x2:2 in 2.4GHz , 2x2:2 in 5GHz |
| Max Throughput | Maximum throughput (5G+5G mode) per AP: 2.4Gbps Radio1: 5G low band 1.2Gbps Radio2: 5G high band 1.2Gbps 2.4G+5G operation mode, maximum throughput per AP: 1.775Gbps Radio1: 2.4G 0.574Gbps Radio2: 5G 1.2Gbps |
| Modulation | OFDM: BPSK@6/9Mbps, QPSK@12/18Mbps, 16-QAM@24Mbps, 64-QAM@48/54Mbps DSSS: DBPSK@1Mbps, DQPSK@2Mbps, and CCK@5.5/11Mbps MIMO-OFDM: BPSK, QPSK, 16QAM, 64QAM, 256QAM and 1024QAM OFDMA (up to 1024-QAM) |
| Receiver Sensitivity | 11b: -96dBm (1Mbps), -93dBm (5Mbps), -89dBm (11Mbps) 11a/g: -91dBm (6Mbps), -85dBm (24Mbps), -80dBm (36Mbps), -74dBm (54Mbps) 11n: -90dBm (MCS0), -70dBm (MCS7), -89dBm (MCS8), -68dBm (MCS15) 11ac HT20: -88dBm (MCS0), -63dBm (MCS9) 11ac HT40: -85dBm (MCS0), -60dBm (MCS9) 11ac HT80: -82dBm (MCS0), -57dBm (MCS9) 11ax HT80: -82dBm (MCS0), -57dBm (MCS9), -52dBm (MCS11) |
| Antenna | Integrated antenna design |

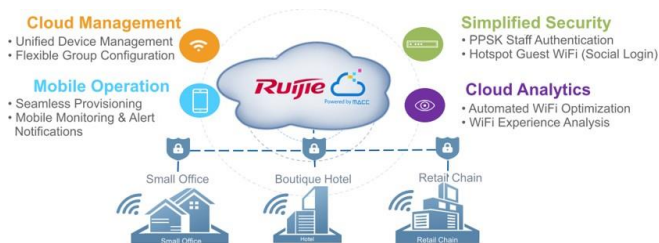
| Model | | RG-AP820-L(V2) |
|-------------------------------|---|-------------------------------|
| Antenna Gain | 2.4G: 3dBi 5G: 3dBi | |
| Service Ports | 1 10/100/1000M Ethernet ports, PoE In | |
| Management Port | 1 console port | |
| Reset Button | Support | |
| Anti-theft Lock | Support | |
| LED Indicator | 1 LED indicator (Support red, green, blue, orange and flashing mode, which indicates device access) | |
| Transmit Power | ≤100mw (20dBm) (vary depending on different countries) | |
| Adjustable Power | 1dBm | |
| Power Supply | Local power supply (DC 48V/1A) (DC Power adapters should be purchased from third-party vendors separately if needed.) PoE (802.3af) – full spectrum operation | |
| Power Consumption | <12.95W | |
| Physical Specifications | | |
| Temperature | Operating Temperature: -10°C to 50°C | |
| | Storage Temperature: -40°C to 70°C | |
| Humidity | Operating Humidity: 5% to 95% (non-condensing) | |
| | Storage Humidity: 5% to 95% (non-condensing) | |
| Installation Mode | Ceiling/wall-mountable | |
| Dimensions (W x D x H) | 153mm x193mm x26mm (Height of the AP only, excluding the mount kit) | |
| Weight | ≤0.5kg (include mount kit) | |
| IP Rating | IP41 | |
| Certifications and Compliance | | |
| Wi-Fi Alliance | <ul style="list-style-type: none"> · Wi-Fi CERTIFIED™ a, b, g, n, ac · Wi-Fi CERTIFIED 6™ · WPA3™-Enterprise, Personal · Wi-Fi Enhanced Open™ · Wi-Fi Agile Multiband™ · WMM® | |
| Safety Standard | GB4943, EN/IEC 62368-1 | |
| EMC Standard | GB9254, EN301 489 | |
| Radio Standard | SRRC, EN300 328, EN301 893 | |
| Software Specifications | | |
| WLAN | Maximum clients per AP | 1024 (Recommended Client: 64) |
| | BSSID capacity | Up to 32 |
| | SSID hiding | Support |
| | 5G Priority (Band Steering) | Support |
| | Configuring the authentication mode, encryption mechanism and VLAN attributes for each SSID | Support |

| Model | | RG-AP820-L(V2) |
|-----------------------------|---|---|
| WLAN | Remote Intelligent Perception Technology (RIPT) | Support |
| | Intelligent device recognition technology | Support |
| | Intelligent load balancing based on the number of users or traffic | Support |
| | STA control | SSID/radio-based |
| | Bandwidth control | STA/SSID/AP-based bandwidth control |
| | Data encryption | WPA (TKIP), WPA-PSK, WPA2 (AES), WPA3, WEP (64/128 bits) |
| | PSK and web authentication | Support |
| | PPSK authentication (For Employee) | Support (require wireless controller) |
| | 802.1x authentication | Support |
| | PEAP authentication | Support |
| | Data frame filtering | Whitelist, static/dynamic blacklist |
| | User isolation | Support |
| | Rogue AP detection and countermeasure | Support |
| | Dynamic ACL assignment | Support |
| | RADIUS | Support |
| | CPU Protection Policy (CPP) | Support |
| | Network Foundation Protection Policy (NFPP) | Support |
| | IP | IPv4 and IPv6 address |
| Multicast routing | | Multicast to unicast conversion |
| DHCP service | | DHCP Snooping, Option 82, Server, Client |
| Management and Maintenance | Supported wireless LAN controllers | Ruijie WS Series Wireless Controller Ruijie MACC-Base Software Controller Ruijie Cloud (Public Cloud) |
| | Management protocol | Telnet, SSH, TFTP, Web |
| | Wireless Intelligent AI Optimization Service (WIS) | Support |
| | SNMP | SNMPV1,V2c,V3 |
| | LLDP | LLDP, LLDP-MED, LLDP-POE |
| | Syslog / Debug | Support |
| FAT/FIT/MACC mode switching | Factory default firmware supports FAT (standalone) or FIT mode (WS controller) or MACC mode (Ruijie MACC-Base or Ruijie Cloud) management | |

Application Scenarios

Public Cloud for SMEs

With Ruijie Public Cloud Service adoption, the Ruijie AP800 Wi-Fi 6 series access point is perfect for various SME scenarios including small offices, boutique hotel, retail store and etc. Ruijie Cloud is the only vendor offering Enterprise Cloud at Lifetime FREE, which significantly streamline the IT operational efficiency, as well as reducing the Wi-Fi deployment complexity with cost effective approach for SMEs. The Ruijie Cloud service provide equipment deployment, monitoring, network optimization and operational lifecycle management; enabling customers with simple plug and play deployment and operation and maintenance. Meeting the needs for automatic cloud RF planning and user experience monitoring, it also supports mobile monitoring and alert, and fast provisioning by QR-Code scanning. At the same time, it provides flexible wireless user access control features, including high security “One person, one machine and one password” PPSK, built-in cloud Portal and Facebook social login.

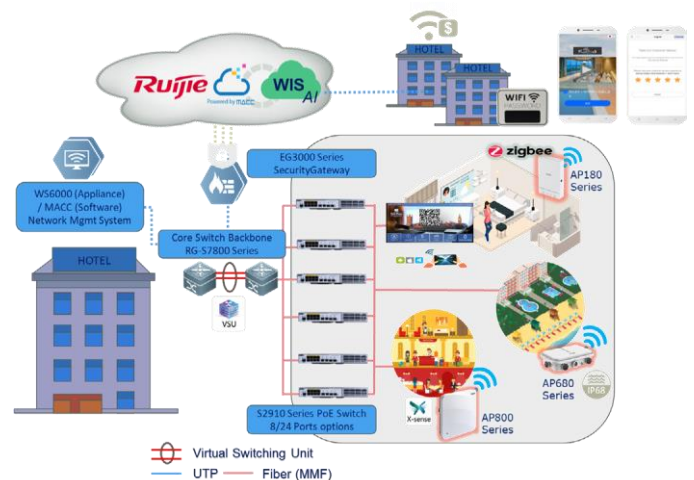


Key Features:

- Unified Device Management
- Fast Provisioning by Mobile APP
- Secure PPSK Authentication for Staff
- Captive Portal & Social Authentication for Guest
- Mobile APP Monitoring & Alert

Hybrid Cloud for Enterprise & Campus

For enterprise office and campus with single or multiple sites and high-density AP deployment, Ruijie RG-WS6000 Series Wireless Controllers (on-premises) plus cloud management (optional) is recommended. The wireless controller appliances are installed at the customer's site with fully integrated wireless management and authentication feature, supporting up to 5000 APs per cluster. Optionally, the cloud management platform allows for value-added features like centralized device configuration and monitoring, AI radio (RF) optimization, reporting, etc.



Solution Benefits:

- Support centralized device management and reporting service by Ruijie Cloud (optional)
- Support ultra-seamless roaming management
- Support one-click AI radio (RF) optimization powered by WIS engine
- High performance and security with all user authentication and traffic forwarding handled locally
- Support flexible authentication options, such as 802.1x, PPSK employee authentication, guest hotspot and voucher access code, etc.
- Support all series of Ruijie wireless access points

Ordering Information

| Model | Description |
|----------------|---|
| RG-AP820-L(V2) | Wi-Fi 6 (802.11ax) indoor wireless access point, selectable dual-band (5G+5G or 2.4G+5G), up to 4 total spatial streams and maximum 2.4Gbps wireless throughput, 1 10/100/1000BASE-T uplink port, integrated with BLE, support PoE and local power supply; Bundled with Ruijie Cloud Service lifetime license (PoE adapters are sold separately, which could be purchased from Ruijie while DC Power adapters should be purchased from third-party vendors separately if needed) |
| RG-E-120(GE) | 1-port PoE adapter (1000Base-T, 802.3af) |

